



*(se) présenter (quelqu'un)*



*Introduce yourself / Introduce someone*

*read, understand and write  
... maybe speak too !*

*by Jérôme Paul  
© Le français illustré  
How it works*

## **1. read**

Discover, read the 15 illustrated texts. Don't read too fast. Take your time to understand the meaning of the sentences thanks to the illustrations.

*from page 3 to page 29*

## **2. read again**

This time, you can read faster with less attention to the illustrations. Refer to the illustrations if you can't understand a word.

## **3. read without illustrations**

Now you should be able to understand the texts without needing the illustrations. But don't hesitate to use illustrations if necessary.

*from page 30 to page 35*

## **4. get another type of input**

Click on the link that will be given to you and listen to videos on YouTube corresponding to the texts.

*on page 35*

## **5. learn the key phrases**

Learn key phrases to introduce yourself or introduce someone.  
Make sentences with the vocabulary that is proposed.


*from page 36 to page 53*


## **6. make your own phrases**

Fill in the 3 forms to introduce yourself and to introduce 2 other people.

*from page 54 to page 56*


# 1. Louise et Xavier

Voilà Louise et Xavier.

Louise est une fille.

Xavier est un garçon.

Louise aime les fleurs.

Xavier aime Louise.